


// Port-a-Probe //

Vacuum Grain Sampler

User Information

MODEL **9HES**

(Power Vac and Components)



Section **ONE**
Application
Operation
Features

Section **TWO**
9HES Pictures
Parts with Numbers

Section **THREE**
Safety, Service
Maintenance
Warranty
Intellectual Property

GVS Ltd

8109 El Monte St. Prairie Village, KS 66208;
Ph 913.649.1869; Fax 913.649.5366, e-Mail gvsLtd@kc.rr.com
www.portaprobe.com

Section **ONE**

APPLICATION.

The Port-a-Probe can be used for obtaining a grain sample from any type of structure at any location - large or small. The Port-a-Probe vacuum generator is located outside the facility - usually on a pickup truck or a trailer. Management can have samples quickly.

Other uses for the Port-a-Probe include placing detection devices in the grain mass and a high capacity vacuum cleaning system that can be used for cleaning bins, tunnels, elevator and farm machinery.

OPERATION

The Port-a-Probe is basically simple but it is essential to study it carefully before beginning a sampling project.

It uses vacuum for conveying the grain to the cyclone receiver. The grain flow is started by closing all openings except the suction hose that is connected to the Probe Sections. The vacuum driven air carries the grain to the Moveable Cyclone Receiver (MCR). The grain spins around and falls by gravity into the clear plastic pitcher that is held by vacuum to the discharge opening in the MCR. When the vacuum is "broken" the pitcher drops a short distance to the base plate. The pitcher is then removed and the sampled grain in the pitcher is placed in another container .

The hose on top of the MCR takes the air to the flow control valve and on to wye strainer and the cartridge filter. The filtered air then is sucked into the positive displacement pump . The air discharges into a muffler under the frame.

The sampling process is stopped by breaking the vacuum. This can be done several ways: (1) removing the hose from the Probe Section or (2) pushing the plastic pitcher down to break the connection with the cyclone OR (3) to open the ball valve that is located on the suction hose before it enters the vacuum pump.

The ball valve is also used to adjust the air flow from the Probe Sections.

Only the suction hose and the Probe Sections are brought into the grain facility. Also the Moveable Cyclone Receiver is included when samples are to be taken at the point of probing such as the upper work floor.

FEATURES

The Port-a-Probe is an additional tool for managing the quality of grain.

Movable from one facility to another

No electrical connections and wiring

The right balance between high vacuum and air flow

In use for more than 15 years

Used for all sizes of bins - more than 130 ft and farm type bins.

The same location in the grain bin can be resampled in case there is a concern about the previous sample

Samples taken are for management analysis. Official grades are not given because of the possibility of excess light weight particles. Improved intake tips are being developed.

Samples taken when grain is stationary will detect grain quality at different levels.

Moving grain spreads insects throughout the facility.

Management has grain condition information to make more accurate and quick decisions.

Turning grain is important but costs need to be considered - such as power, wear and tear, labor, interruption of other grain handling and kernel breakage

“Pulling the core” is not always reliable

HONDA electric key start engines and Sutorbilt positive displacement vacuum pumps are top quality. World wide service.

Fresh samples can be obtained for the buyers inspection - identity preserved in a bin. This gives more confidence, creditability and a better price.

Also the Port-a-Probe system can be used for vacuum cleaning. It is much more effective than the drum vacs that have small motors and fan blades for dust and debris. It is called the D & D Vac..



9HES Power Vac: PN 573002

Movable Cyclone Receiver (MCR): PN 573045

Air flow adjustment valve: PN NL

Cartridge filter: PN NL

Wye strainer: PN 573263

Vacuum Pump: PN 573260

Engine: HONDA E. Start: PN 573202

Tachometer / Hour Meter: PN NL

Power Vac Side View: PN 573002

Frame: PN 573101

PORT-A-PROBE

Abbreviations for Model 9HES

Vacuum generating system complete with 9 hp Honda electric start: 300 ft capacity

Hose Reel and one intake Tip: Power Vac

Sutorbilt positive replacement vacuum pump: vacuum pump

HONDA 9 h electric start with key gasoline engine: engine


Movable Cyclone Receiver with vacuum gage plastic pitcher sample collector: MCR

Device to Inserting Probe Section: T Clamp (previously called Lever Yoke)

Hose Reel and one Intake Tip are included with the 9HES purchase

When ordering parts include the Model and Serial numbers on the frame

View of other side




Belt Guard PN 573113

PORT-A-PROBE

Battery, 12 v: PN 573251

Muffler for Vac Pump w/ spark arreser under Frame: PN 573261



Cartridge filter: PN NL

Positive displacement vacuum pump: PN 573260



Cartridge PN NL

Wye strainer: PN 573263

ENGINE SW




Wye strainer: PN 573263

Hose attached inside the MCR inlet pipe
and outside the exit pipe: w/ hose clamp
Hose: PN 573266

Movable Cyclone Receiver (MCR): PN 573045

PORT-A-PROBE







Hose installed on Hose Reel and hose connector: PN 573266



Hose Reel (capacity 300 ft): PN 573010



Carrying Bag or Probe Sections Bag: PNG111
Capacity: 13 Probe Sections

Hose: PN 573266


NOTE: Hose is placed over the external threads. The vacuum pulls the hose inward and seals the connection. The hose is strong and stands up well against bending. A special curved metal connection is not needed.

I Clamp, also called Lever Yoke: PN 573040

Probe Section: PN G101

High strength aluminum, 4 ft long, thick wall, modified machine threads, thread connection is air tight

Intake Tip: PN G104.5



Section **THREE**

SAFETY

1. Only allow trained and experienced personnel to operate the Port-a-Probe.
2. Report any safety problem immediately.
3. The gasoline engine and the vacuum pump have their manuals which includes Safety. These are included with each new shipment.
4. Observe all safety requirements of the workplace and governmental regulations.
5. The Port-a-Probe is designed only for sampling grain.
6. The high vacuum can be dangerous. Keep the suction intake away from your face.
7. Be sure the Probe Sections do not touch electrical power lines, wiring, control boxes and other electrical equipment.
8. Make sure the engine is operated in a non hazardous location outside the grain facility.
9. Keep the loose parts secured to eliminate the danger of falling

SERVICE

If there are operating problems call the Dealer who sold it and if necessary you are welcome to phone GVS Ltd or send an e-mail gvsltd@kc.rr.com.

Be sure to include the model and serial number that is marked on a metal plate attached to the frame.

Parts with numbers listed on the photographs in the User Information booklet. Small parts can be furnished. We want to give good service.

HONDA and Sutorbilt manuals are included with each ship. If a replacement is needed please advise.

MAINTENANCE

The critical parts are the HONDA engine and the Sutorbilt vacuum pump. Follow the instructions in these manuals. These companies have their own service locations. They have a background of quality service., The Components have been proven over many years.

The probe Sections shipments include operating tips.

Standard procedure is to check each item before use and focus on SAFETY.

STANDARD LIMITED WARRANTY

GVS Ltd warrants to the original purchaser that GVS Ltd products are free from defects in material and workmanship under normal use and service for the period beyond the date of delivery to the buyer or its representative and continues for the following specified period of time 0after that date. Honda and Sutorbilt warranties are listed in their manuals.

Power Vac (also called the Base Unit) 1 year

Component parts 90 days

This Limited Warranty is conditioned on proper use of GVS Ltd products by the Purchaser;

INTELLECTUAL PROPERTY

All INTELLECTUAL PROPERTY, as herein defined, owned by or which is otherwise the property of GVS Ltd or its respective suppliers relating to the Port-a-Probe including but not limited to accessories and parts is proprietary to GVS Ltd and protected under federal laws, state laws, and international treaty provisions. Intellectual property includes but is not limited to innovations (patented or unpatentable), patents, trade secrets, copyrights, and other works of authorship.
